


1967 Plymouth Colors

**Barracuda • Belvedere • Fury
Road Runner • Satellite • Valiant**




AA-1 32398
SILVER POLY.



KK-1 13195
LIGHT TURQUOISE POLY.



TT-1 22706
MEDIUM COPPER POLY.



CC-1 13159
MEDIUM BLUE POLY.



LL-1 13214
DARK TURQUOISE POLY.



WW-1 8362
WHITE



DD-1 13043
LIGHT BLUE POLY.



MM-1 60492
*TURBINE BRONZE POLY.



XX-1 22701
BEIGE



EE-1 13040
DARK BLUE POLY.



PP-1 71483
BRIGHT RED



YY-1 22700
LIGHT TAN POLY.




FF-1 43547
LIGHT GREEN POLY.



QQ-1 71552
DARK RED POLY.



ZZ-1 22715
GOLD POLY.



GG-1 43540
DARK GREEN POLY.



RR-1 81515
YELLOW



66-1 50731
MAUVE POLY.



HH-1 22659
DARK COPPER POLY.



SS-1 81501
SOFT YELLOW



88-1 13336
BRIGHT BLUE POLY.

*ALSO 1966 SPRING COLOR

**ACCENT STRIPE COLORS
FURY, VALIANT,
BELVEDERE SATELLITE AND G.T.X.**

1	White	8293
2	Black	9000
3	Red	71488
4	Blue	13074
5	Tan (Fury, Valiant only)	22825
10	Copper (Belvedere only)	22799

**RACING STRIPE COLORS
BARRACUDA AND G.T.X.**

B	Black	9000
E	Dark Blue Poly.	13040
Q	Dark Red Poly.	71552
T	Medium Copper Poly.	22706
W	White	8362
Y	Light Tan Poly.	22700

**LOWER DOOR AND SILL
ARGENT SILVER DX-8555**

SINGLE TONE — AA-1, 88-1 — TWO-TONES — AW-2, WB-2
FIRST LETTER OR NUMBER IS ACCENT OR ROOF COLOR.
SECOND LETTER OR NUMBER IS BASIC BODY COLOR.